

 *biolatrix*

CATALOGUE 2014

BIREAGENT

CATALOGUE 2014

BIREAGENT

PRODUCT PACKAGING LIST	PAG. 3
ANTISTREPTOLYSIN O	PAG. 5
C REACTIVE PROTEIN	PAG. 7
ULTRASENSITIVE C REACTIVE PROTEIN	PAG. 9
C REACTIVE PROTEIN CARDIAC MARKER	PAG. 11
RHEUMATOID FACTOR	PAG. 13
RETINOL-BINDING PROTEIN	PAG. 15
FERRITIN	PAG. 17
CYSTATIN C	PAG. 19
LIPOPROTEIN (A)	PAG. 21
α_1 -MICROGLOBULIN	PAG. 23
β_2 -MICROGLOBULIN	PAG. 25
IMMUNOGLOBULIN E	PAG. 27
MICROALBUMIN	PAG. 29

REF.	PRODUCT	PACKAGING
		BIREAGENT
B-9450T	ANTISTREPTOLYSIN \square (ASO) BUFFER	6 L
L-9550T	ANTISTREPTOLYSIN \square (ASO) LATEX	1 L
S-9350T1	ANTISTREPTOLYSIN \square (ASO) CALIBRATOR	100 ML
C-9350TH	ANTISTREPTOLYSIN \square (ASO) CONTROL HIGH	100 ML
C-9350TL	ANTISTREPTOLYSIN \square (ASO) CONTROL LOW	100 ML
B-9410T	C REACTIVE PROTEIN (CRP) BUFFER	5 L
L-9510T	C REACTIVE PROTEIN (CRP) LATEX	1 L
B-9410THS	ULTRASENSITIVE C REACTIVE PROTEIN (CRPHS) BUFFER	5 L
L-9510THS	ULTRASENSITIVE C REACTIVE PROTEIN (CRPHS) LATEX	1 L
B-9410TCM	C REACTIVE PROTEIN CARDIAC MARKER (CRPCM) BUFFER	5 L
L-9510TCM	C REACTIVE PROTEIN CARDIAC MARKER (CRPCM) LATEX	1 L
S-9310T1	C REACTIVE PROTEIN (CRP) CALIBRATOR 1	100 ML
S-9310T2	C REACTIVE PROTEIN (CRP) CALIBRATOR 2	100 ML
S-9310T3	C REACTIVE PROTEIN (CRP) CALIBRATOR 3	100 ML
C-9310TH	C REACTIVE PROTEIN (CRP) CONTROL HIGH	100 ML
C-9310TL	C REACTIVE PROTEIN (CRP) CONTROL LOW	100 ML
S-9310TCM	CARDIAC MARKER CRP (CRPCM) CALIBRATOR	100 ML
C-9310TCM	CARDIAC MARKER CRP (CRPCM) CONTROL	100 ML
B-9440T	RHEUMATOID FACTOR (RF) BUFFER	7 L
L-9540T	RHEUMATOID FACTOR (RF) LATEX	1 L
S-9340T1	RHEUMATOID FACTOR (RF) CALIBRATOR	100 ML
C-9340TH	RHEUMATOID FACTOR (RF) CONTROL HIGH	100 ML
C-9340TL	RHEUMATOID FACTOR (RF) CONTROL LOW	100 ML
B-9415T	RETINOL-BINDING PROTEIN (RBP) BUFFER	5 L
L-9515T	RETINOL-BINDING PROTEIN (RBP) LATEX	1 L
S-9315T1	RETINOL-BINDING PROTEIN (RBP) CALIBRATOR	100 ML
C-9315TH	RETINOL-BINDING PROTEIN (RBP) CONTROL HIGH	100 ML
C-9315TL	RETINOL-BINDING PROTEIN (RBP) CONTROL LOW	100 ML
B-9460T	FERRITIN BUFFER	3 L
L-9560T	FERRITIN LATEX	1 L
S-9360T	FERRITIN CALIBRATOR SET	6 x 100 ML
S-9360T4	FERRITIN CALIBRATOR 4	100 ML
S-9360T6	FERRITIN CALIBRATOR 6	100 ML
C-9360TH	FERRITIN CONTROL HIGH	100 ML
C-9360TL	FERRITIN CONTROL LOW	100 ML

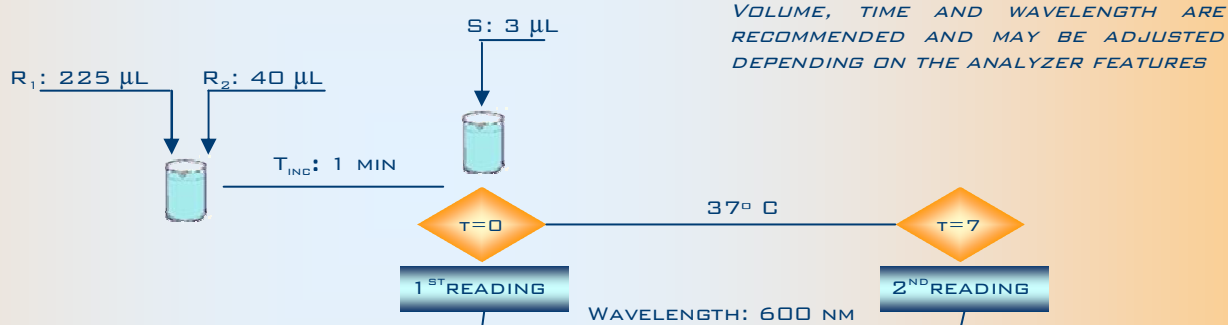
REF.	PRODUCT	PACKAGING
		BIREAGENT
B-9490T	CYSTATIN C BUFFER	5 L
L-9590T	CYSTATIN C LATEX	1 L
S-9390T	CYSTATIN C CALIBRATOR SET	6 x 100 ML
C-9390TH	CYSTATIN C CONTROL HIGH	100 ML
C-9390TL	CYSTATIN C CONTROL LOW	100 ML
B-9420T	LIPOPROTEIN (A) [LP(A)] BUFFER	6 L
L-9520T	LIPOPROTEIN (A) [LP(A)] LATEX	1 L
S-9320T1	LIPOPROTEIN (A) [LP(A)] CALIBRATOR	LYOPH. 1 ML
C-9320T	LIPOPROTEIN (A) [LP(A)] CONTROL	LYOPH. 1 ML
B-9480T	α_1 -MICROGLOBULIN (α_1-M) BUFFER	5 L
L-9580T	α_1 -MICROGLOBULIN (α_1-M) LATEX	1 L
S-9380T	α_1 -MICROGLOBULIN (α_1-M) CALIBRATOR	LYOPH. 1.5 ML
C-9380T	α_1 -MICROGLOBULIN (α_1-M) CONTROL	LYOPH. 1 ML
B-9430T	β_2 -MICROGLOBULIN (β_2-M) BUFFER	5 L
L-9530T	β_2 -MICROGLOBULIN (β_2-M) LATEX	1 L
S-9330T5	β_2 -MICROGLOBULIN (β_2-M) CALIBRATOR	100 ML
S-9330T	β_2 -MICROGLOBULIN (β_2-M) CALIBRATOR SET	6 x 100 ML
C-9330TH	β_2 -MICROGLOBULIN (β_2-M) CONTROL HIGH	100 ML
C-9330TL	β_2 -MICROGLOBULIN (β_2-M) CONTROL LOW	100 ML
B-1403T	IMMUNOGLOBULIN E (IGE) BUFFER	3 L
L-1503T	IMMUNOGLOBULIN E (IGE) LATEX	1 L
S-1303T1	IMMUNOGLOBULIN E (IGE) CALIBRATOR 1	100 ML
S-1303T2	IMMUNOGLOBULIN E (IGE) CALIBRATOR 2	100 ML
S-1303T3	IMMUNOGLOBULIN E (IGE) CALIBRATOR 3	100 ML
S-1303T	IMMUNOGLOBULIN E (IGE) CALIBRATOR SET	6 x 100 ML
C-1303TH	IMMUNOGLOBULIN E (IGE) CONTROL HIGH	100 ML
C-1303TL	IMMUNOGLOBULIN E (IGE) CONTROL LOW	100 ML
B-9470T	MICROALBUMIN (MAU) BUFFER	5 L
L-9570T	MICROALBUMIN (MAU) LATEX	1 L
S-9370T6	MICROALBUMIN (MAU) CALIBRATOR	100 ML
S-9370T	MICROALBUMIN (MAU) CALIBRATOR SET	6 x 100 ML
C-9370TH	MICROALBUMIN (MAU) CONTROL HIGH	100 ML
C-9370TL	MICROALBUMIN (MAU) CONTROL LOW	100 ML

biolatrix ANTISTREPTOLYSIN O

MAIN FEATURES

- LATEX ENHANCED IMMUNOTURBIDIMETRIC METHOD
- EASY TO PROGRAM ON ANY TYPE OF AUTOMATED ANALYZERS
- GOOD CORRELATION WITH A NEPHELOMETRIC COMMERCIAL PROCEDURE
- RANGE OF ANALYSIS0.0 – 900 IU/ML
- GOOD PRECISION.....INTRA-ASSAY: CVs < 3.8 %
.....INTER-ASSAY: CVs < 4.6 %
- LIQUID REAGENTS.....READY TO USE
- SELF-LIFE.....2 YEARS
- PROZONE> 1500 IU/ML
- LDD< 10 IU/ML

GENERAL APPLICATION



PRECISION

	1	2	3
CONCENTRATION IU/ML	85	200	435
CV %	3.8	2.8	2.7

INTRA-ASSAY PRECISION (N=10)

	1	2	3
CONCENTRATION IU/ML	85	200	435
CV %	4.6	2.7	2.1

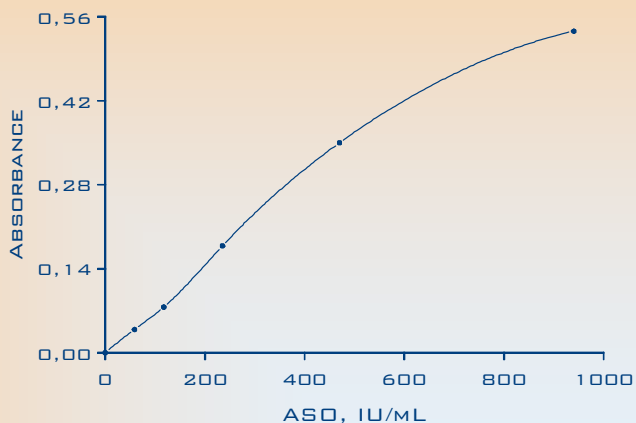
INTER-ASSAY PRECISION (N=10)

SENSITIVITY*

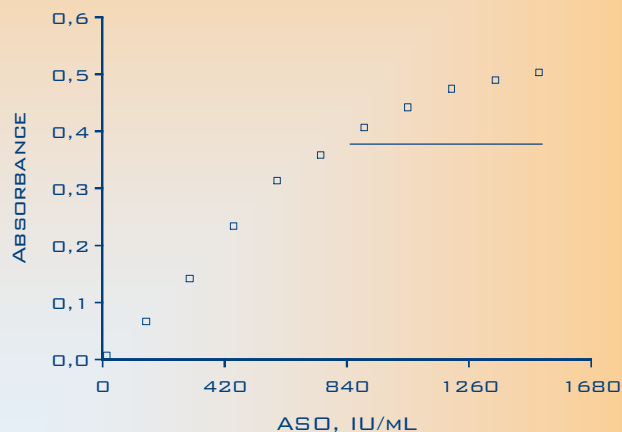
SENSITIVITY	
N	20
LDD IU/ML	<10.0

(*): LEAST DETECTABLE DOSE (SENSITIVITY) DETERMINED AS THE ANTISTREPTOLYSIN O CONCENTRATION NEEDED FOR A THREE DEVIATION RESPONSE OVER THE 0.0 IU/ML STANDARD ONE

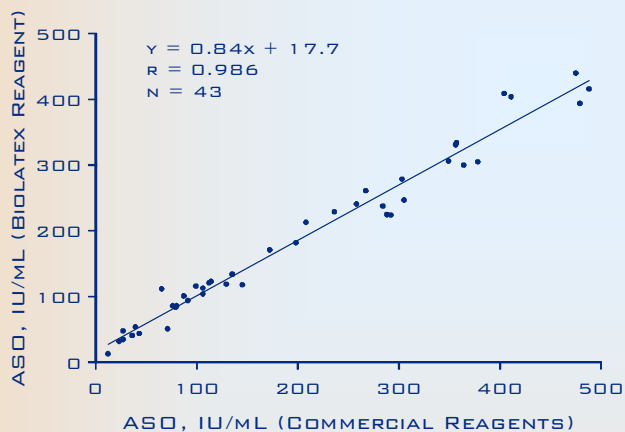
CALIBRATION CURVE



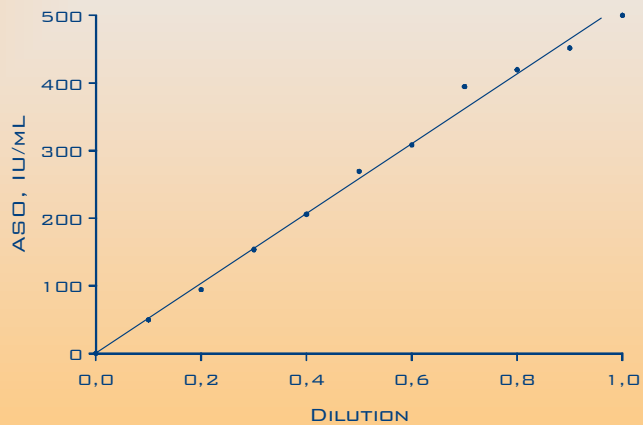
PROZONE



METHOD COMPARISON



LINEARITY

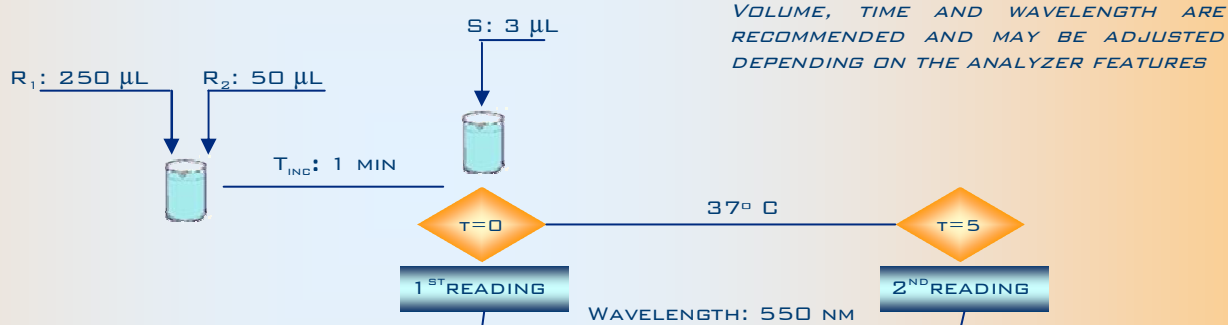


biolatrix REACTIVE PROTEIN

MAIN FEATURES

- LATEX ENHANCED IMMUNOTURBIDIMETRIC METHOD
- EASY TO PROGRAM ON ANY TYPE OF AUTOMATED ANALYZERS
- GOOD CORRELATION WITH A NEPHELOMETRIC COMMERCIAL PROCEDURE
- RANGE OF ANALYSIS0.0 – 100 MG/L
- GOOD PRECISION.....INTRA-ASSAY: CVs < 2.6 %
.....INTER-ASSAY: CVs < 5.5 %
- LIQUID REAGENTS.....READY TO USE
- SELF-LIFE.....2 YEARS
- PROZONE> 200 MG/L
- LDD< 0.4 MG/L

GENERAL APPLICATION



PRECISION

	1	2	3
CONCENTRATION MG/L	5.5	35	60
CV %	2.6	1.9	1.7

INTRA-ASSAY PRECISION (N=10)

	1	2	3
CONCENTRATION MG/L	5.5	35	60
CV %	5.0	3.2	5.5

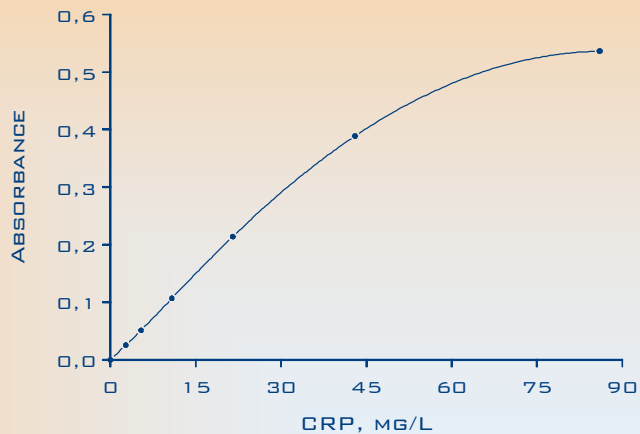
INTER-ASSAY PRECISION (N=10)

SENSITIVITY*

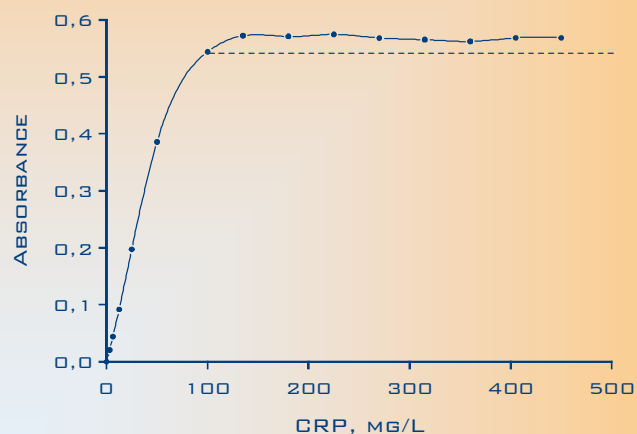
SENSITIVITY	
N	20
LDD MG/L	<0.4

(*). LEAST DETECTABLE DOSE (SENSITIVITY) DETERMINED AS THE *C* REACTIVE PROTEIN CONCENTRATION NEEDED FOR A THREE DEVIATION RESPONSE OVER THE 0.0 MG/L STANDARD ONE

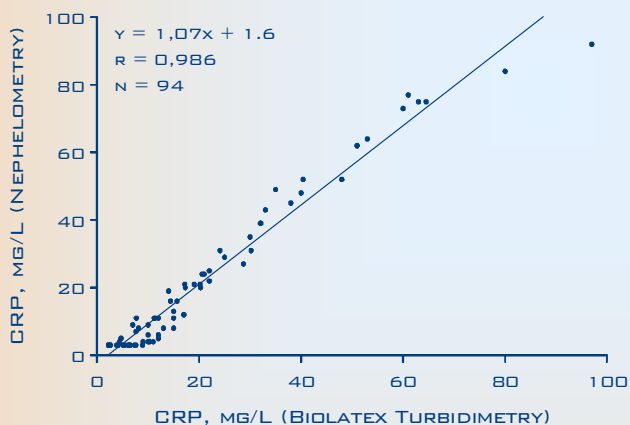
CALIBRATION CURVE



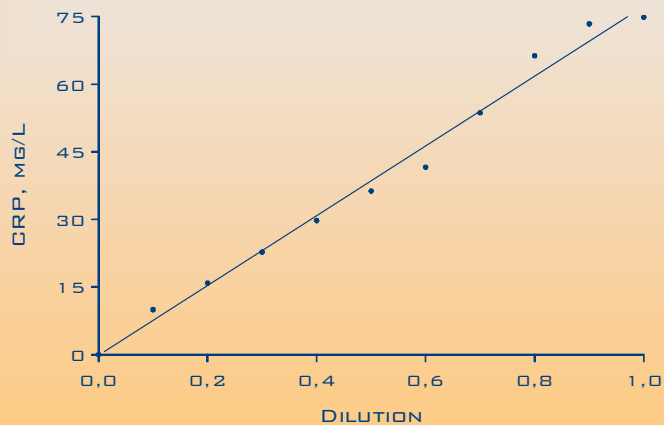
PROZONE



METHOD COMPARISON



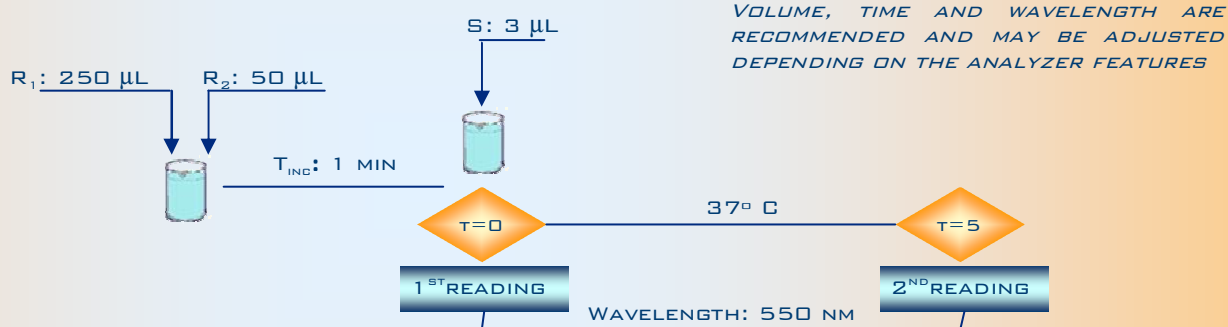
LINEARITY



MAIN FEATURES

- LATEX ENHANCED IMMUNOTURBIDIMETRIC METHOD
- EASY TO PROGRAM ON ANY TYPE OF AUTOMATED ANALYZERS
- GOOD CORRELATION WITH A NEPHELOMETRIC COMMERCIAL PROCEDURE
- RANGE OF ANALYSIS0.0 – 50 MG/L
- GOOD PRECISION.....INTRA-ASSAY: CVs < 5.2 %
.....INTER-ASSAY: CVs < 5.6 %
- LIQUID REAGENTS.....READY TO USE
- SELF-LIFE.....2 YEARS
- PROZONE> 120 MG/L
- LDD< 0.18 MG/L

GENERAL APPLICATION



PRECISION

	1	2	3
CONCENTRATION MG/L	1.75	5.5	40
CV %	5.2	3.2	2.3

INTRA-ASSAY PRECISION (N=10)

	1	2	3
CONCENTRATION MG/L	1.75	5.5	40
CV %	4.2	2.0	5.6

INTER-ASSAY PRECISION (N=10)

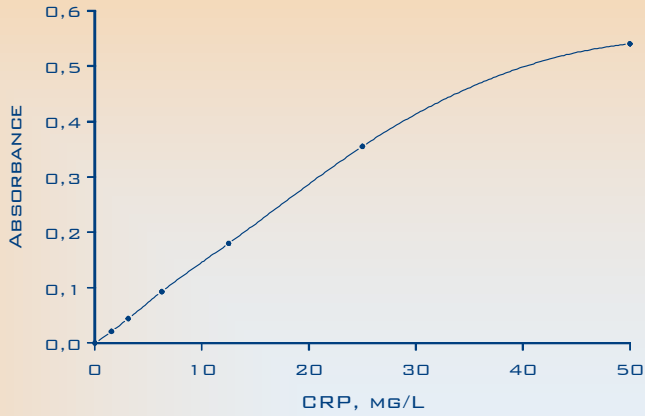
SENSITIVITY*

SENSITIVITY	
N	20
LDD MG/L	<0.18

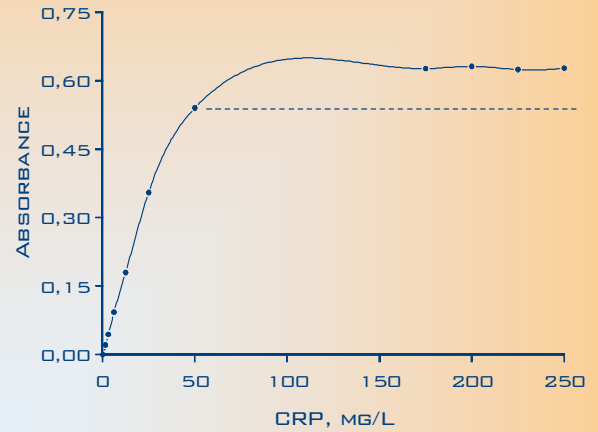
(*) LEAST DETECTABLE DOSE (SENSITIVITY) DETERMINED AS THE C REACTIVE PROTEIN CONCENTRATION NEEDED FOR A THREE DEVIATION RESPONSE OVER THE 0.0 MG/L STANDARD ONE



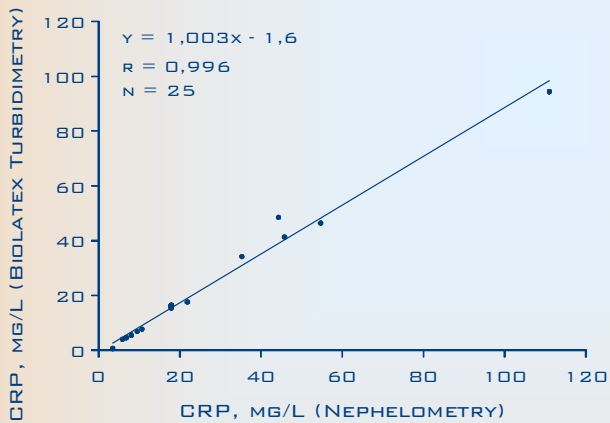
CALIBRATION CURVE



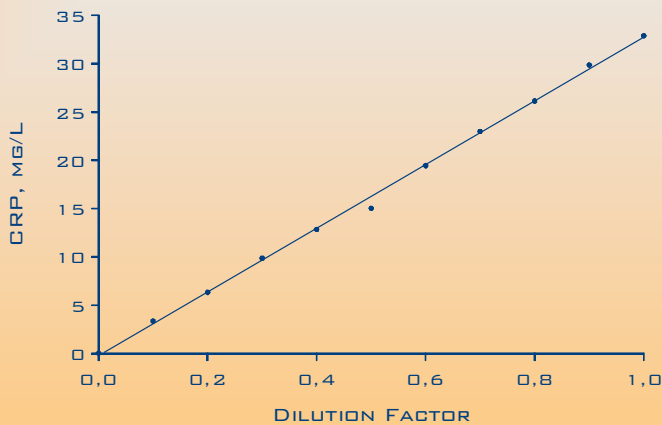
PROZONE



METHOD COMPARISON



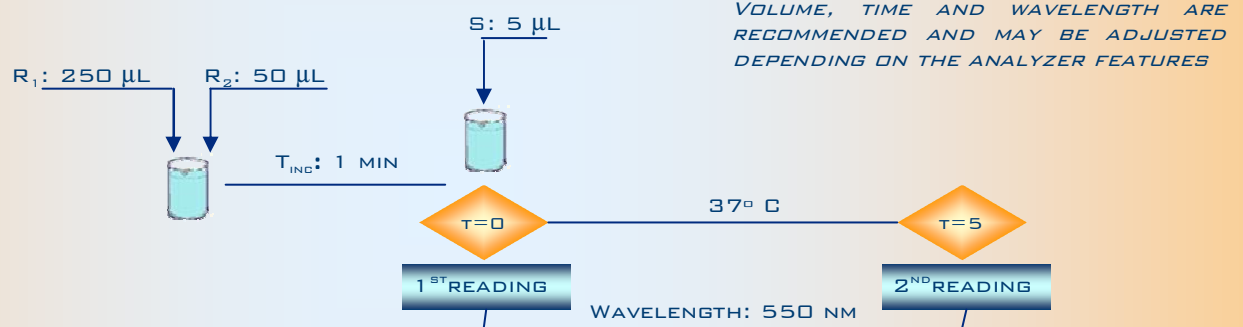
LINEARITY



MAIN FEATURES

- LATEX ENHANCED IMMUNOTURBIDIMETRIC METHOD
- EASY TO PROGRAM ON ANY TYPE OF AUTOMATED ANALYZERS
- GOOD CORRELATION WITH A NIPIA COMMERCIAL PROCEDURE
- RANGE OF ANALYSIS0.0 – 12.5 MG/L
- GOOD PRECISION.....INTRA-ASSAY: CVs < 9.2 %
.....INTER-ASSAY: CVs < 6.8 %
- LIQUID REAGENTS.....READY TO USE
- SELF-LIFE.....2 YEARS
- PROZONE> 900 MG/L
- LDD< 0.05 MG/L

GENERAL APPLICATION



PRECISION

	1	2	3
CONCENTRATION MG/L	0.6	1.1	2.1
CV %	9.2	2.6	2.8

INTRA-ASSAY PRECISION (N=10)

	1	2	3
CONCENTRATION MG/L	0.6	1.1	2.1
CV %	6.8	3.4	3.2

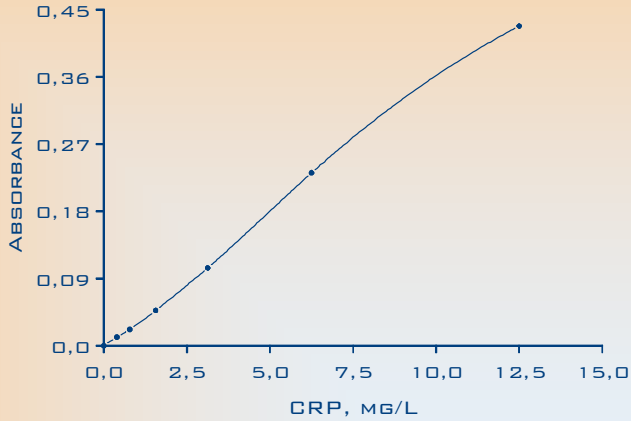
INTER-ASSAY PRECISION (N=10)

SENSITIVITY*

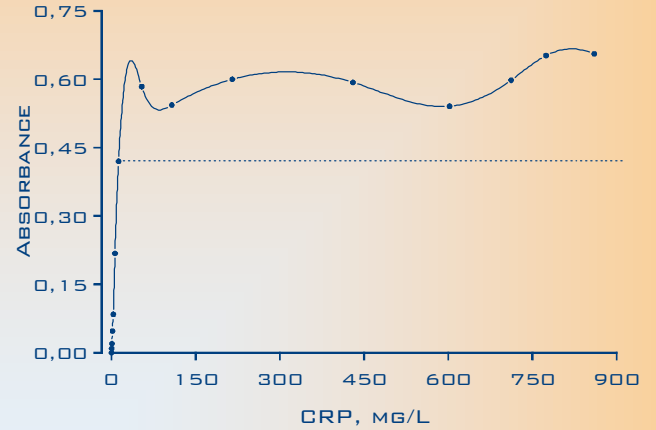
SENSITIVITY	
N	20
LDD MG/L	<0.05

(*) LEAST DETECTABLE DOSE (SENSITIVITY) DETERMINED AS THE C REACTIVE PROTEIN CONCENTRATION NEEDED FOR A THREE DEVIATION RESPONSE OVER THE 0.0 MG/L STANDARD ONE

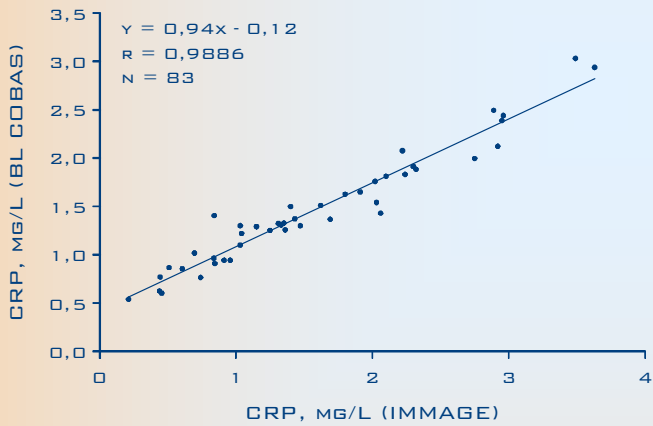
CALIBRATION CURVE



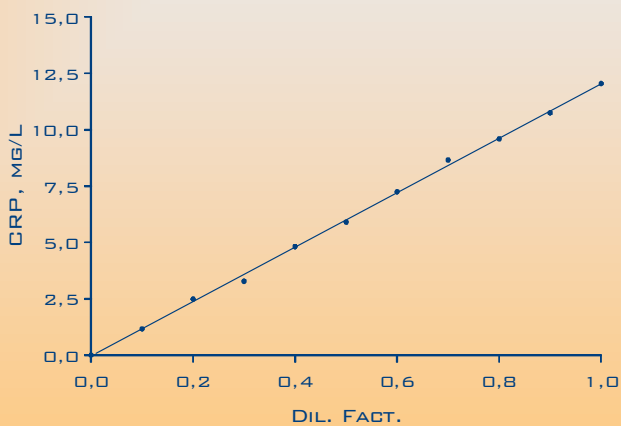
PROZONE



METHOD COMPARISON



LINEARITY

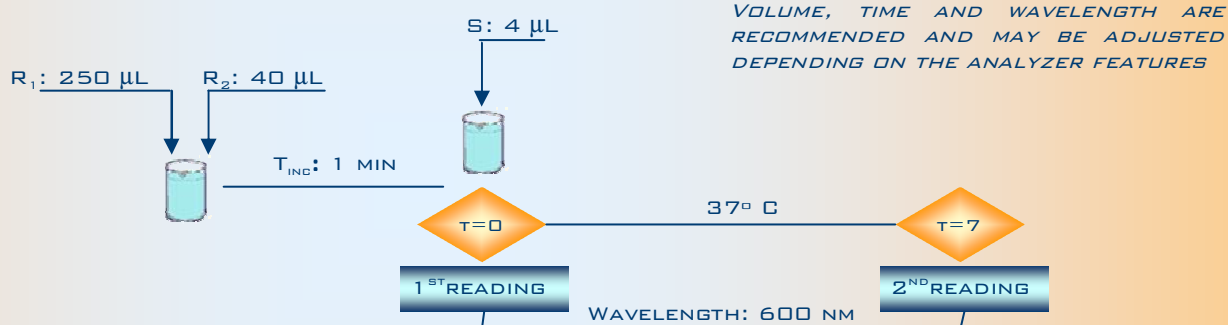


biolatrix RHEUMATOID FACTOR

MAIN FEATURES

- LATEX ENHANCED IMMUNOTURBIDIMETRIC METHOD
- EASY TO PROGRAM ON ANY TYPE OF AUTOMATED ANALYZERS
- GOOD CORRELATION WITH A NEPHELOMETRIC COMMERCIAL PROCEDURE
- RANGE OF ANALYSIS0.0 – 140 IU/ML
- GOOD PRECISION.....INTRA-ASSAY: CVs < 2.3 %
.....INTER-ASSAY: CVs < 5.6 %
- LIQUID REAGENTS.....READY TO USE
- SELF-LIFE.....2 YEARS
- PROZONE> 1500 IU/ML
- LDD< 4.2 IU/ML

GENERAL APPLICATION



PRECISION

	1	2	3
CONCENTRATION IU/ML	40	70	125
CV %	2.3	1.6	2.3

INTRA-ASSAY PRECISION (N=10)

	1	2
CONCENTRATION IU/ML	40	70
CV %	5.6	2.3

INTER-ASSAY PRECISION (N=10)

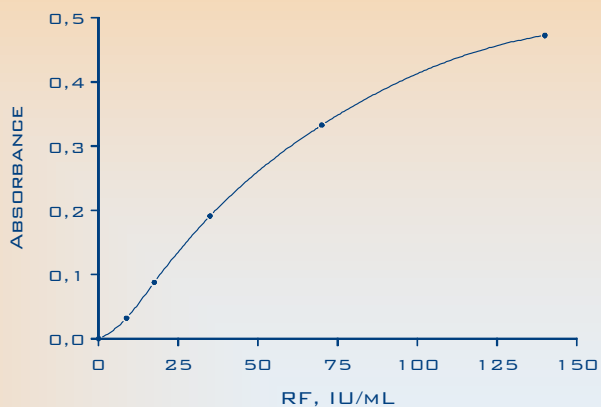
SENSITIVITY*

SENSITIVITY	
N	20
LDD IU/ML	<4.2

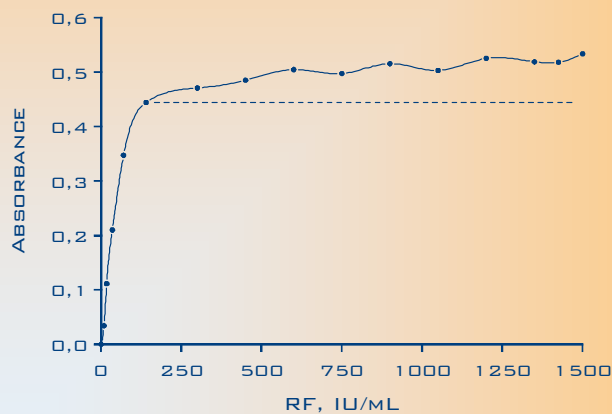
(*): LEAST DETECTABLE DOSE (SENSITIVITY) DETERMINED AS THE RHEUMATOID FACTOR CONCENTRATION NEEDED FOR A THREE DEVIATION RESPONSE OVER THE 0.0 IU/ML STANDARD ONE

biolatrix RHEUMATOID FACTOR

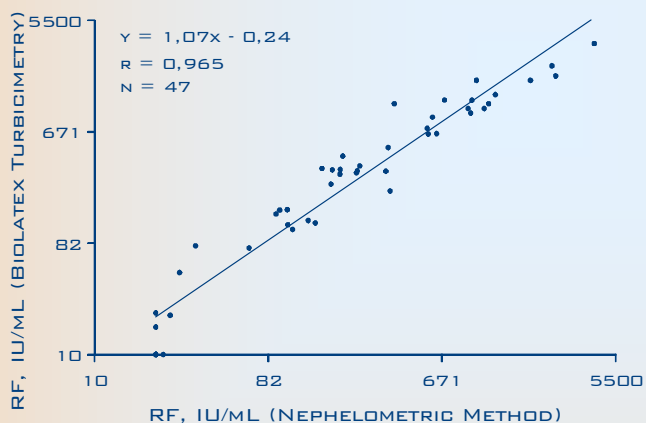
CALIBRATION CURVE



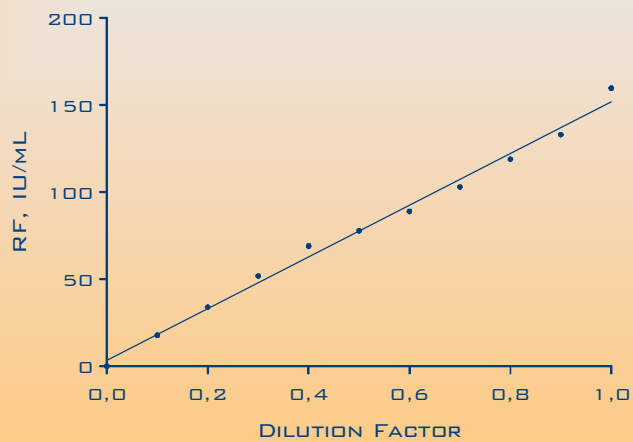
PROZONE



METHOD COMPARISON



LINEARITY

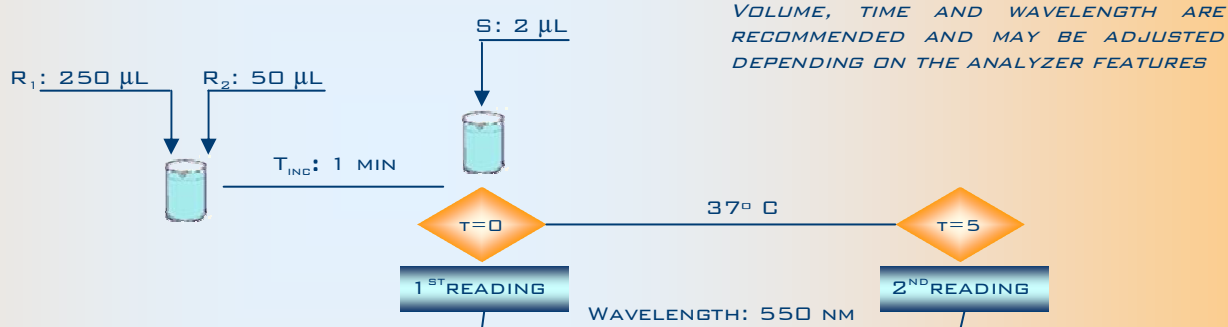


biolatrix RETINOL-BINDING PROTEIN

MAIN FEATURES

- LATEX ENHANCED IMMUNOTURBIDIMETRIC METHOD
- EASY TO PROGRAM ON ANY TYPE OF AUTOMATED ANALYZERS
- GOOD CORRELATION WITH TWO COMMERCIAL PROCEDURES
- RANGE OF ANALYSIS0.0 – 80 MG/L
- GOOD PRECISION.....INTRA-ASSAY: CVs < 2.2 %
.....INTER-ASSAY: CVs < 3.7 %
- LIQUID REAGENTS.....READY TO USE
- SELF-LIFE.....2 YEARS
- PROZONE> 160 MG/L
- LDD< 1.0 MG/L

GENERAL APPLICATION



PRECISION

	1	2	3
CONCENTRATION MG/L	17	33	60
CV %	2.2	0.8	1.5

INTRA-ASSAY PRECISION (N=10)

	1	2	3
CONCENTRATION MG/L	17	33	60
CV %	2.7	2.1	3.7

INTER-ASSAY PRECISION (N=10)

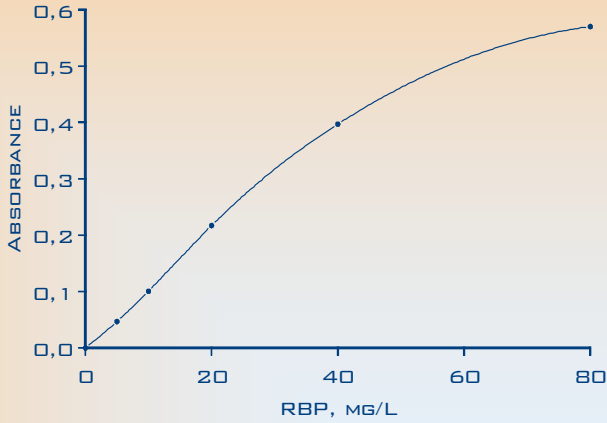
SENSITIVITY*

SENSITIVITY	
N	20
LDD MG/L	<1.0

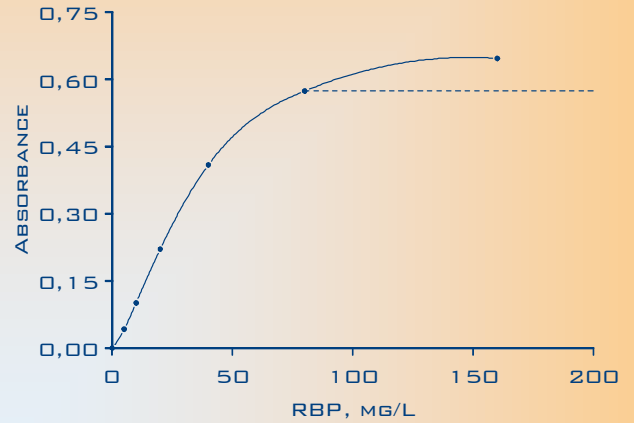
(*) LEAST DETECTABLE DOSE (SENSITIVITY) DETERMINED AS THE RETINOL-BINDING PROTEIN CONCENTRATION NEEDED FOR A THREE DEVIATION RESPONSE OVER THE 0.0 MG/L STANDARD ONE

biolatrix RETINOL-BINDING PROTEIN

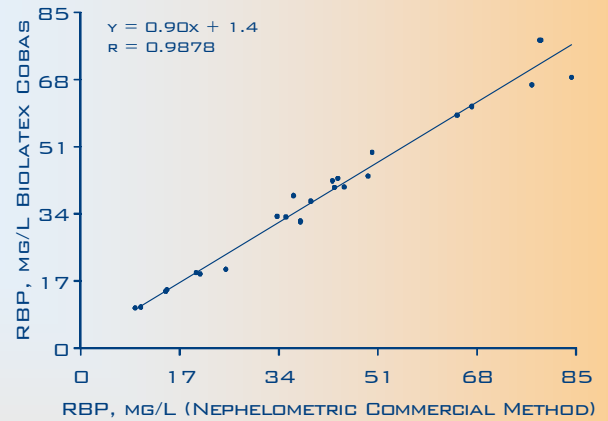
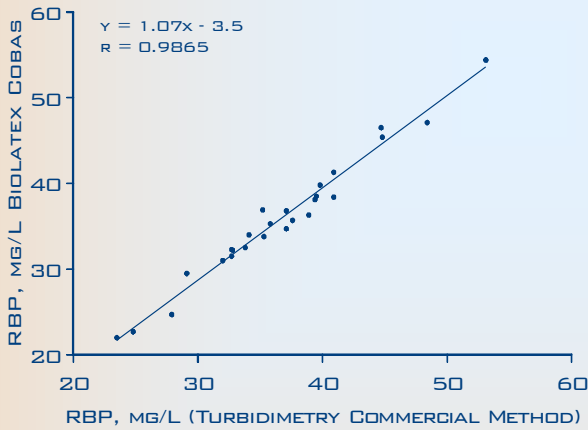
CALIBRATION CURVE



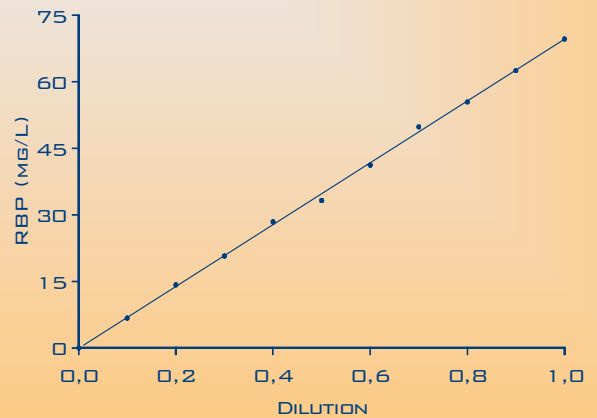
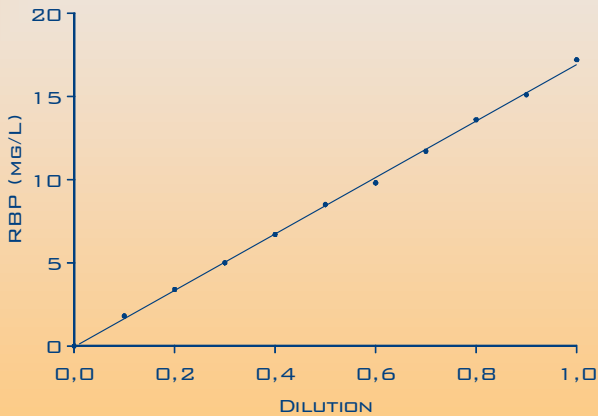
PROZONE



METHOD COMPARISON



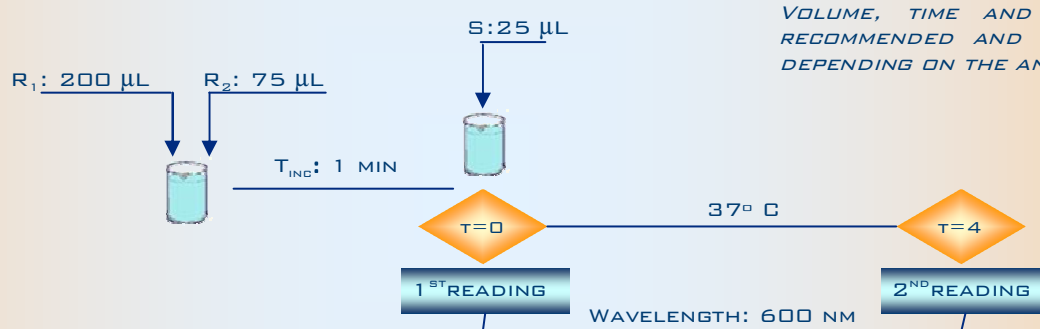
LINEARITY



MAIN FEATURES

- LATEX ENHANCED IMMUNOTURBIDIMETRIC METHOD
- EASY TO PROGRAM ON ANY TYPE OF AUTOMATED ANALYZERS
- GOOD CORRELATION WITH A NEPHELOMETRIC COMMERCIAL PROCEDURE
- RANGE OF ANALYSIS0.0 – 500 NG/ML
- GOOD PRECISION.....INTRA-ASSAY: CVs < 1.6 %
.....INTER-ASSAY: CVs < 3.3 %
- LIQUID REAGENTS.....READY TO USE
- SELF-LIFE.....18 MONTHS
- PROZONE> 5500 NG/ML
- LDD< 5.2 NG/ML

GENERAL APPLICATION



PRECISION

	1	2
CONCENTRATION NG/ML	180	285
CV %	1.6	1.6

INTRA-ASSAY PRECISION (N=10)

	1	2
CONCENTRATION NG/ML	180	285
CV %	3.3	3.2

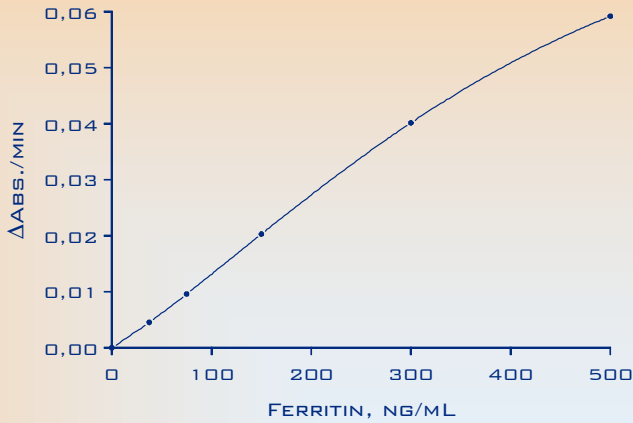
INTER-ASSAY PRECISION (N=10)

SENSITIVITY*

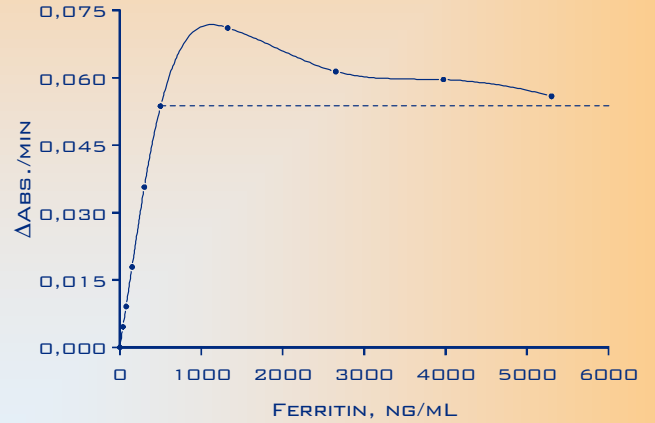
SENSITIVITY	
N	20
LDD NG/ML	<5.2

(*) LEAST DETECTABLE DOSE (SENSITIVITY) DETERMINED AS THE FERRITIN CONCENTRATION NEEDED FOR A THREE DEVIATION RESPONSE OVER THE 0.0 NG/ML STANDARD ONE

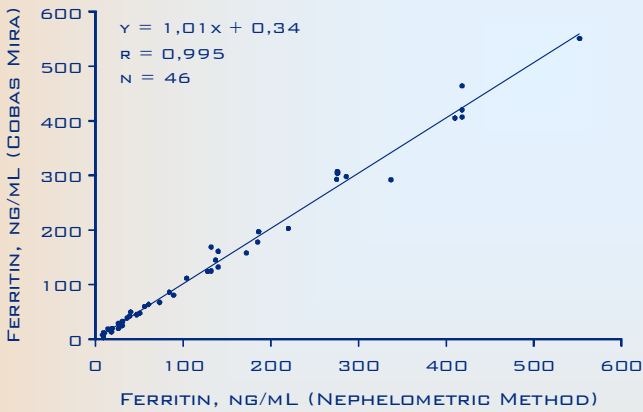
CALIBRATION CURVE



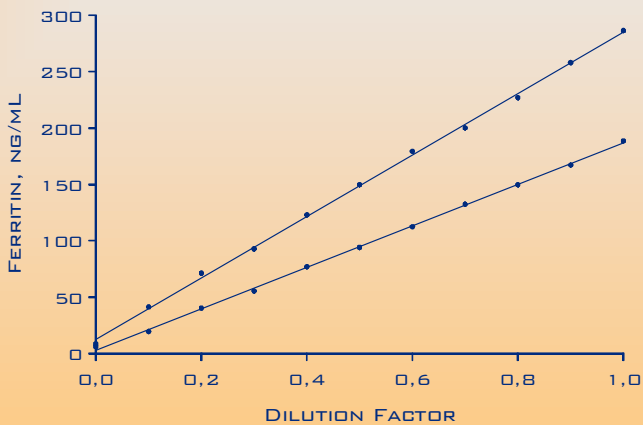
PROZONE



METHOD COMPARISON



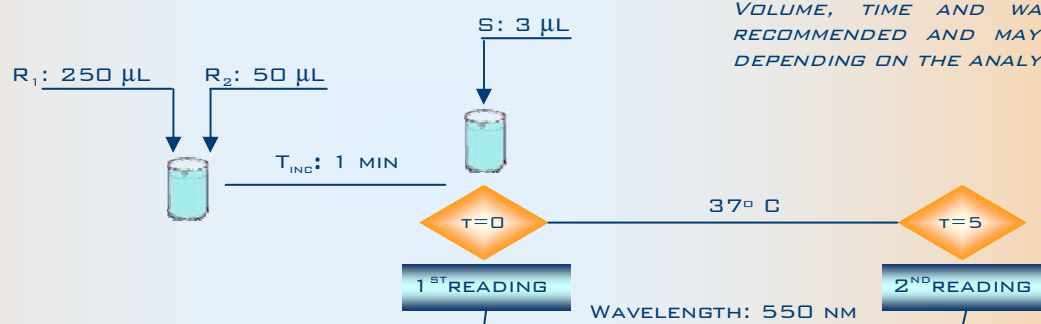
LINEARITY



MAIN FEATURES

- LATEX ENHANCED IMMUNOTURBIDIMETRIC METHOD
- EASY TO PROGRAM ON ANY TYPE OF AUTOMATED ANALYZERS
- GOOD CORRELATION WITH A NEPHELOMETRIC COMMERCIAL PROCEDURE
- RANGE OF ANALYSIS0.0 – 10 MG/L
- GOOD PRECISION.....INTRA-ASSAY: CVs < 1.2 %
.....INTER-ASSAY: CVs < 3.4 %
- LIQUID REAGENTS.....READY TO USE
- SELF-LIFE.....2 YEARS
- PROZONE.....> 16 MG/L
- LDD< 0.05 MG/L

GENERAL APPLICATION



PRECISION

	1	2	3	4
CONCENTRATION MG/L	0.85	1.5	3.0	5.0
CV %	1.0	1.2	1.0	0.7

INTRA-ASSAY PRECISION (N=10)

	1	2	3	4
CONCENTRATION MG/L	0.85	1.5	3.0	5.0
CV %	3.4	2.2	1.5	2.9

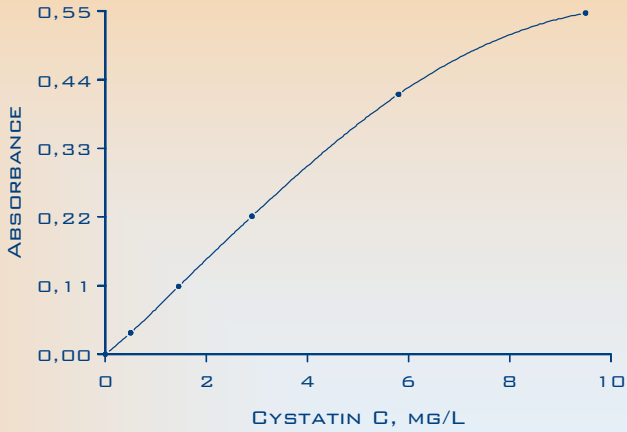
INTER-ASSAY PRECISION (N=10)

SENSITIVITY*

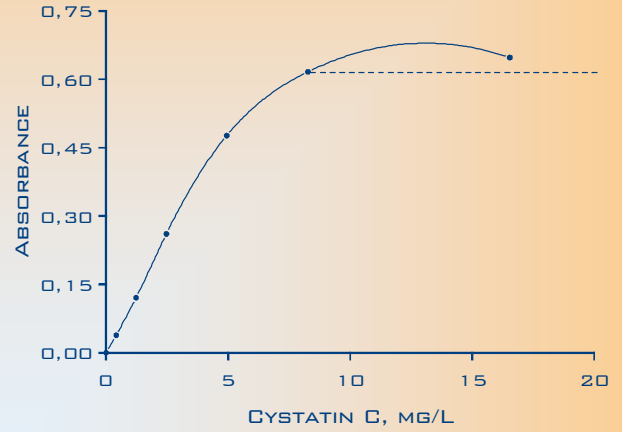
SENSITIVITY	
N	20
LDD MG/L	0.03

(*): LEAST DETECTABLE DOSE (SENSITIVITY) DETERMINED AS THE CYSTATIN C CONCENTRATION NEEDED FOR A THREE DEVIATION RESPONSE OVER THE 0.0 MG/L STANDARD ONE

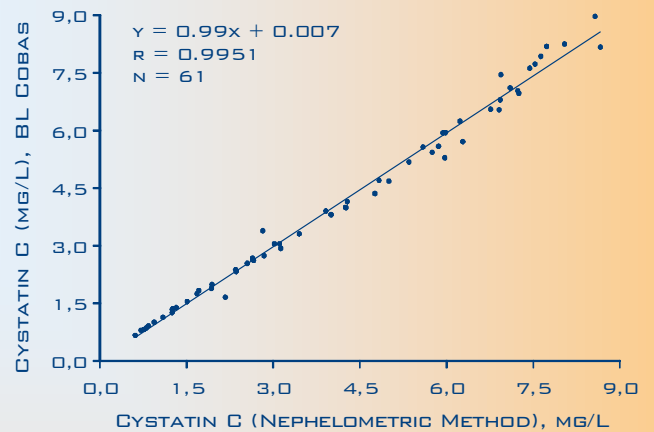
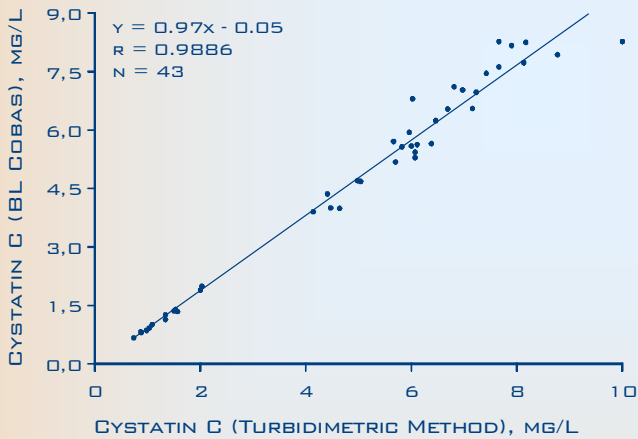
CALIBRATION CURVE



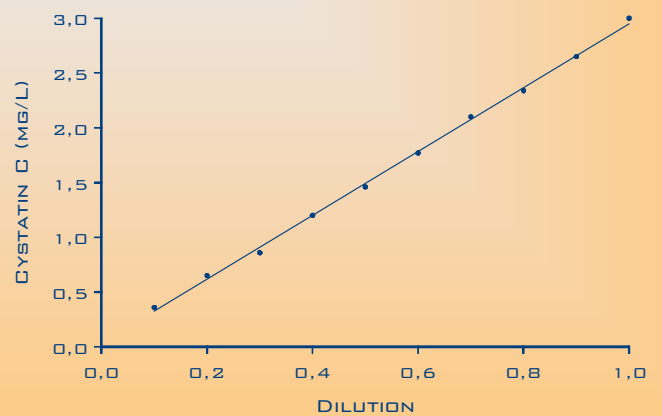
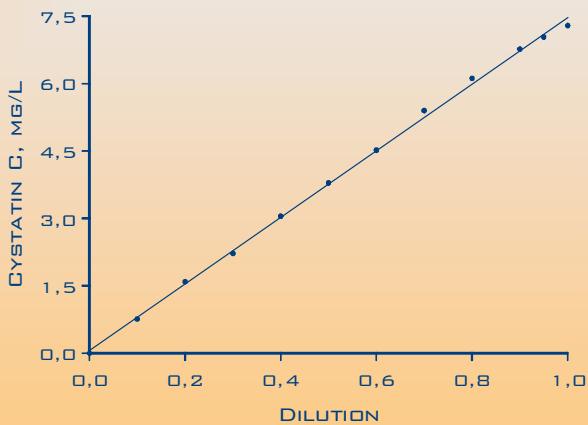
PROZONE



METHOD COMPARISON



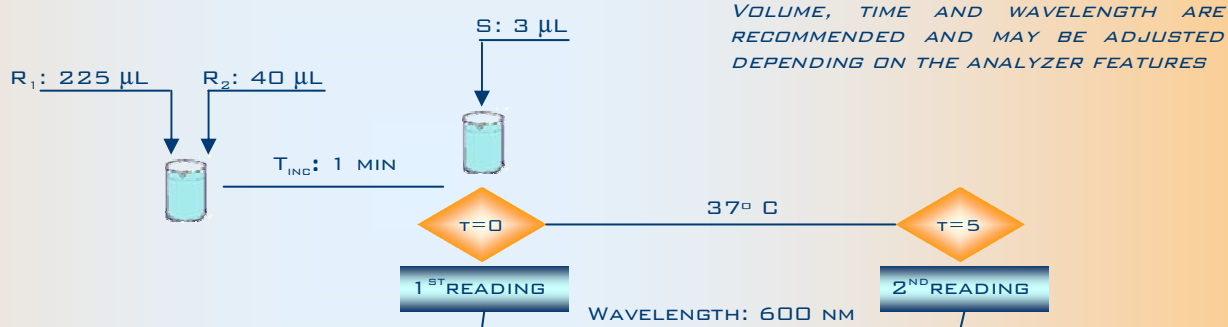
LINEARITY



MAIN FEATURES

- LATEX ENHANCED IMMUNOTURBIDIMETRIC METHOD
- EASY TO PROGRAM ON ANY TYPE OF AUTOMATED ANALYZERS
- GOOD CORRELATION WITH A ELISA COMMERCIAL PROCEDURE
- RANGE OF ANALYSIS0.0 – 1 200 MG/L
- GOOD PRECISION.....INTRA-ASSAY: CVs < 4.7 %
.....INTER-ASSAY: CVs < 5.1 %
- LIQUID REAGENTS.....READY TO USE
- SELF-LIFE.....2 YEARS
- PROZONE> 2 250 MG/L
- LDD< 5 MG/L

GENERAL APPLICATION



PRECISION

	1	2	3
CONCENTRATION MG/L	160	479	715
CV %	4.7	4.5	3.4

INTRA-ASSAY PRECISION (N=10)

	1	2	3
CONCENTRATION MG/L	160	479	715
CV %	5.1	3.9	3.5

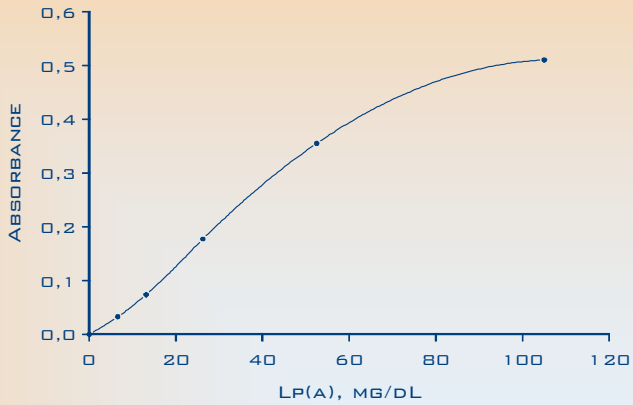
INTER-ASSAY PRECISION (N=10)

SENSITIVITY*

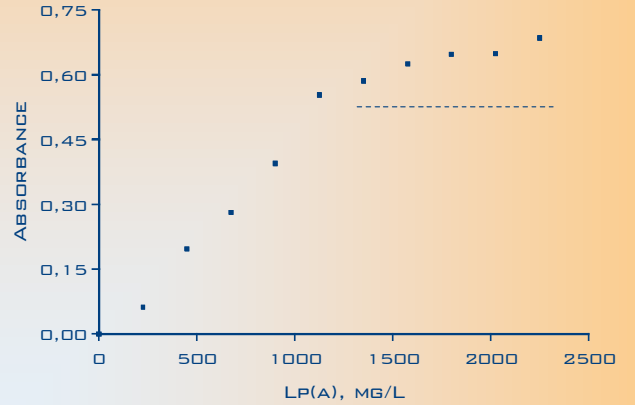
SENSITIVITY	
N	20
LDD MG/L	<5.0

(*): LEAST DETECTABLE DOSE (SENSITIVITY) DETERMINED AS THE LIPOPROTEIN (A) CONCENTRATION NEEDED FOR A THREE DEVIATION RESPONSE OVER THE 0.0 MG/L STANDARD ONE

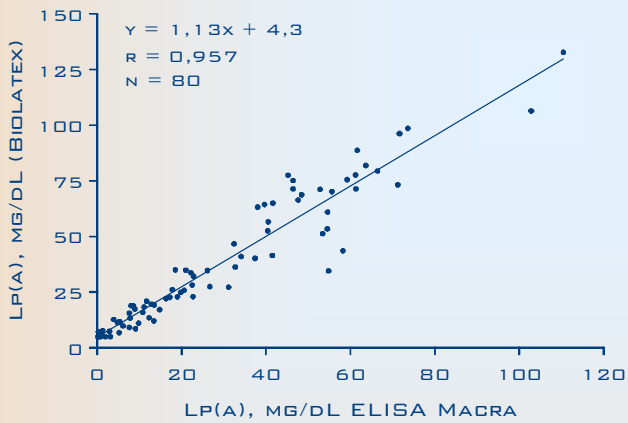
CALIBRATION CURVE



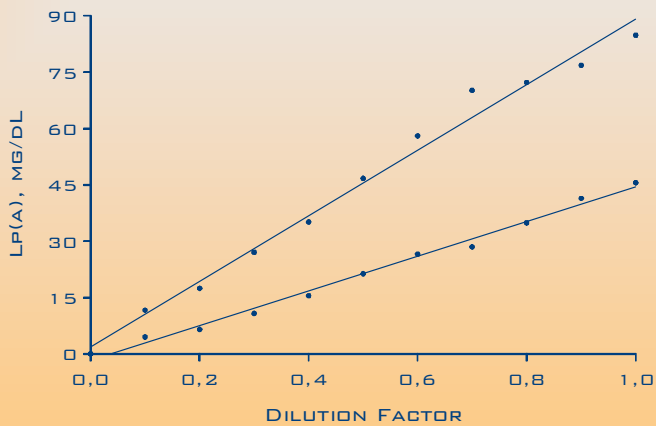
PROZONE



METHOD COMPARISON



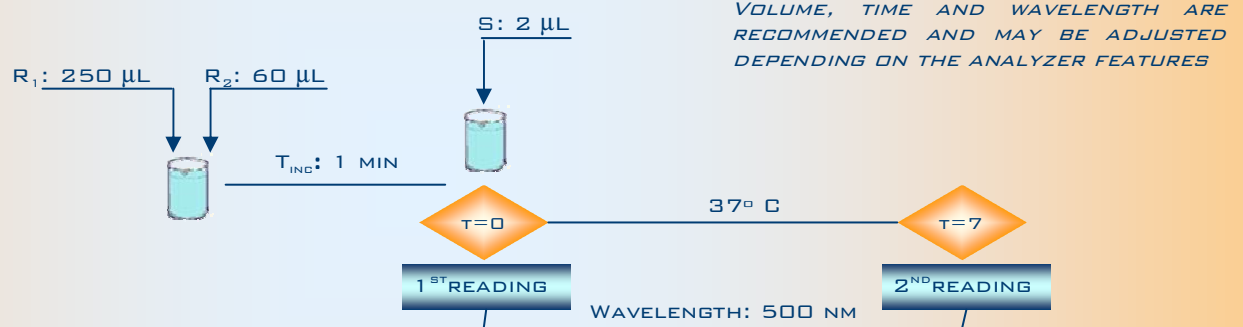
LINEARITY



MAIN FEATURES

- LATEX ENHANCED IMMUNOTURBIDIMETRIC METHOD
- EASY TO PROGRAM ON ANY TYPE OF AUTOMATED ANALYZERS
- GOOD CORRELATION WITH A NEPHELOMETRIC COMMERCIAL PROCEDURE
- RANGE OF ANALYSIS0.0 – 90 MG/L
- GOOD PRECISION.....INTRA-ASSAY: CVs < 3.9 %
.....INTER-ASSAY: CVs < 5.2 %
- LIQUID REAGENTS.....READY TO USE
- SELF-LIFE.....2 YEARS
- PROZONE> 210 MG/L
- LDD< 1.0 MG/L

GENERAL APPLICATION



PRECISION

	1	2	3
CONCENTRATION MG/L	16	28	40
CV %	2.4	3.9	3.1

INTRA-ASSAY PRECISION (N=10)

	1	2	3
CONCENTRATION MG/L	16	28	40
CV %	2.8	4.3	5.2

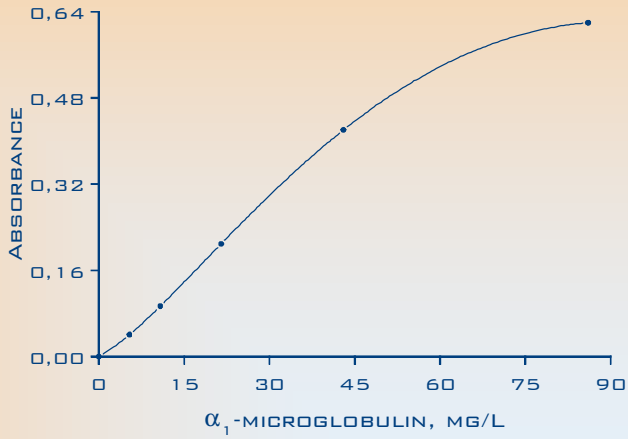
INTER-ASSAY PRECISION (N=10)

SENSITIVITY*

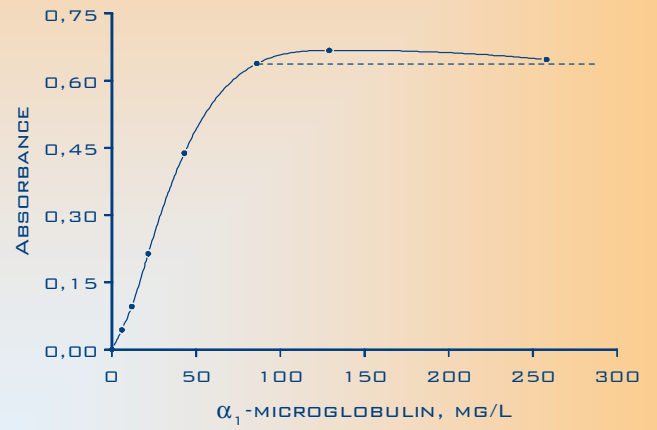
SENSITIVITY	
N	20
LDD MG/L	< 1.0

(*): LEAST DETECTABLE DOSE (SENSITIVITY) DETERMINED AS THE α₁-MICROGLOBULIN CONCENTRATION NEEDED FOR A THREE DEVIATION RESPONSE OVER THE 0.0 MG/L STANDARD ONE

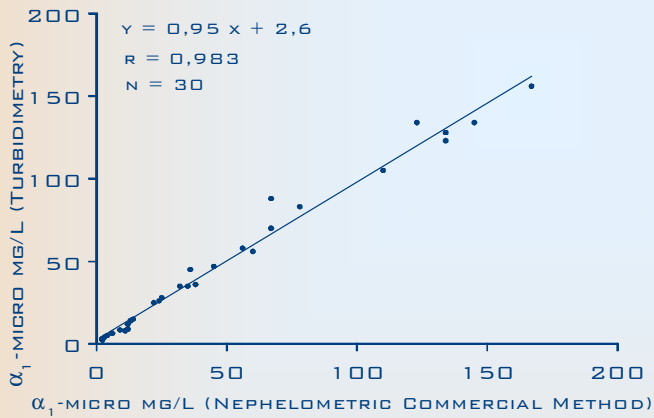
CALIBRATION CURVE



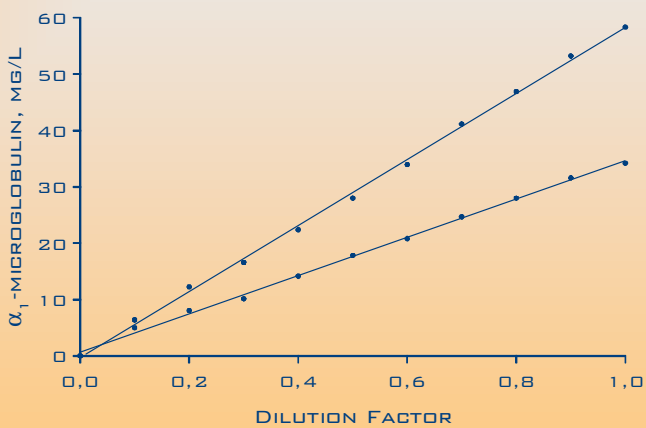
PROZONE



METHOD COMPARISON



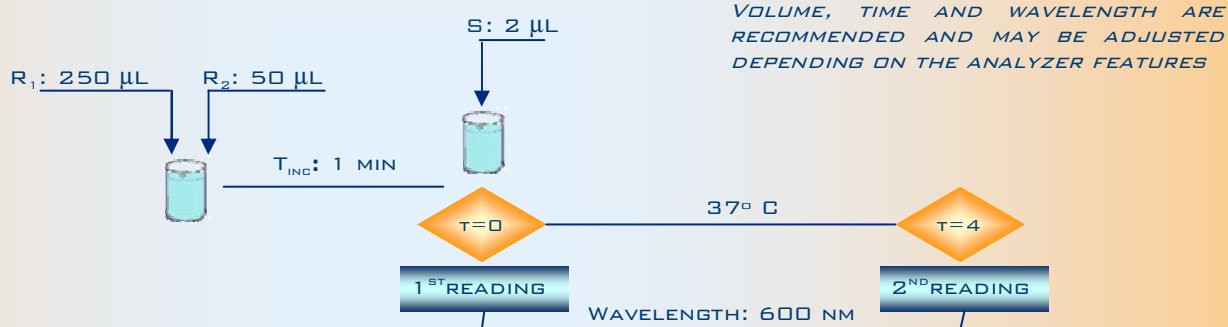
LINEARITY



MAIN FEATURES

- LATEX ENHANCED IMMUNOTURBIDIMETRIC METHOD
- EASY TO PROGRAM ON ANY TYPE OF AUTOMATED ANALYZERS
- GOOD CORRELATION WITH A NEPHELOMETRIC COMMERCIAL PROCEDURE
- RANGE OF ANALYSIS0.0 – 12 MG/L
- GOOD PRECISION.....INTRA-ASSAY: CVs < 2.3 %
.....INTER-ASSAY: CVs < 7.5 %
- LIQUID REAGENTS.....READY TO USE
- SELF-LIFE.....2 YEARS
- PROZONE> 100 MG/L
- LDD< 0.2 MG/L

GENERAL APPLICATION



PRECISION

	1	2	3
CONCENTRATION MG/L	1.8	5.8	11.5
CV %	2.3	2.2	2.1

INTRA-ASSAY PRECISION (N=10)

	1	2	3
CONCENTRATION MG/L	1.8	5.8	11.5
CV %	4.1	3.9	7.5

INTER-ASSAY PRECISION (N=10)

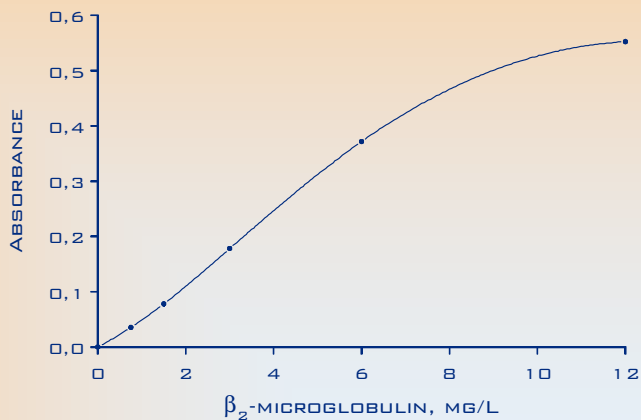
SENSITIVITY*

SENSITIVITY	
N	20
LDD MG/L	<0.2

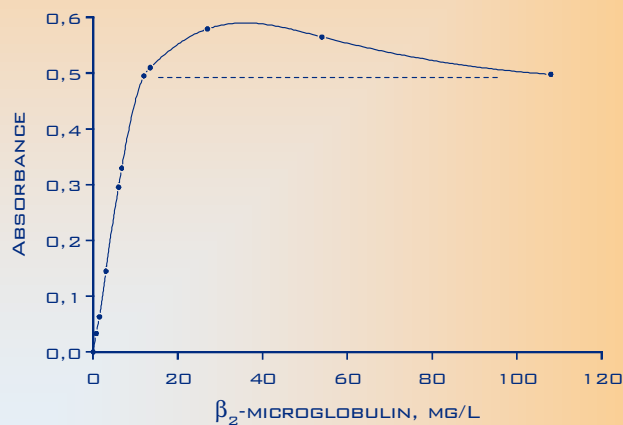
(*): LEAST DETECTABLE DOSE (SENSITIVITY) DETERMINED AS THE β₂-MICROGLOBULIN CONCENTRATION NEEDED FOR A THREE DEVIATION RESPONSE OVER THE 0.0 MG/L STANDARD ONE

biolatrix β_2 -MICROGLOBULIN

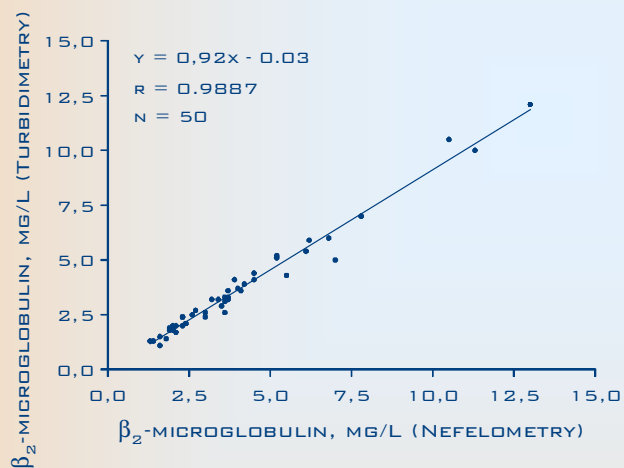
CALIBRATION CURVE



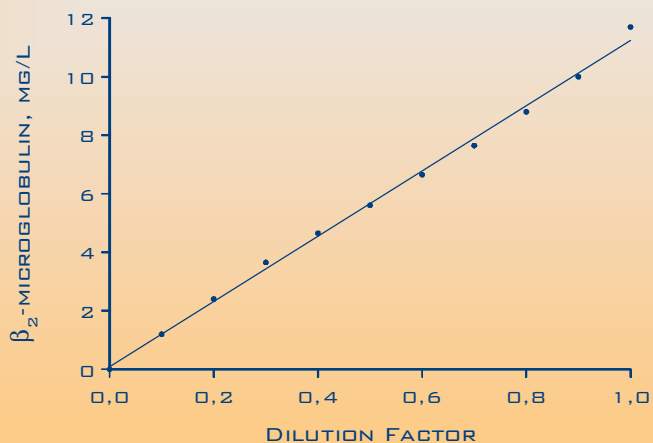
PROZONE



METHOD COMPARISON



LINEARITY

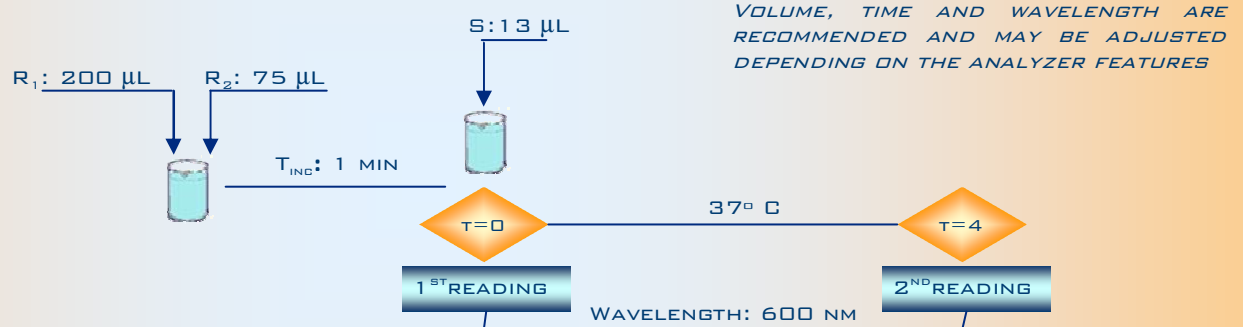


biolatrix IMMUNOGLOBULIN E

MAIN FEATURES

- LATEX ENHANCED IMMUNOTURBIDIMETRIC METHOD
- EASY TO PROGRAM ON ANY TYPE OF AUTOMATED ANALYZERS
- GOOD CORRELATION WITH A CHIMILUMINESCENCE COMMERCIAL PROCEDURE
- RANGE OF ANALYSIS0.0 – 1500 IU/ML
- GOOD PRECISION.....INTRA-ASSAY: CVs < 3.3 %
.....INTER-ASSAY: CVs < 4.7 %
- LIQUID REAGENTS.....READY TO USE
- SELF-LIFE.....1 YEAR
- PROZONE> 12000 IU/ML
- LDD< 10 IU/ML

GENERAL APPLICATION



PRECISION

	1	2	3
CONCENTRATION IU/ML	40	80	140
CV %	3.3	1.6	1.3

INTRA-ASSAY PRECISION (N=10)

	1	2	3
CONCENTRATION IU/ML	40	80	140
CV %	4.7	3.4	1.5

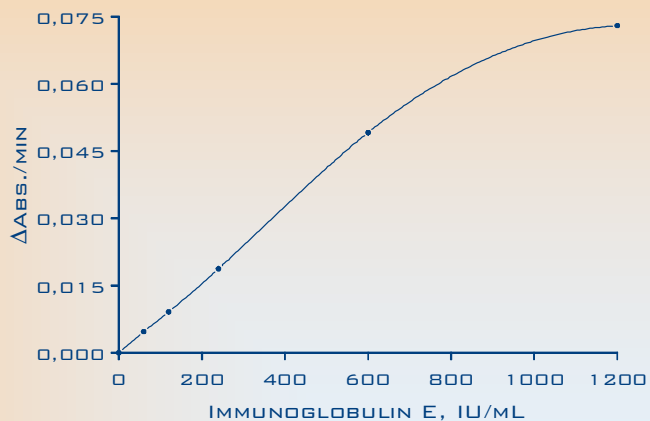
INTER-ASSAY PRECISION (N=10)

SENSITIVITY*

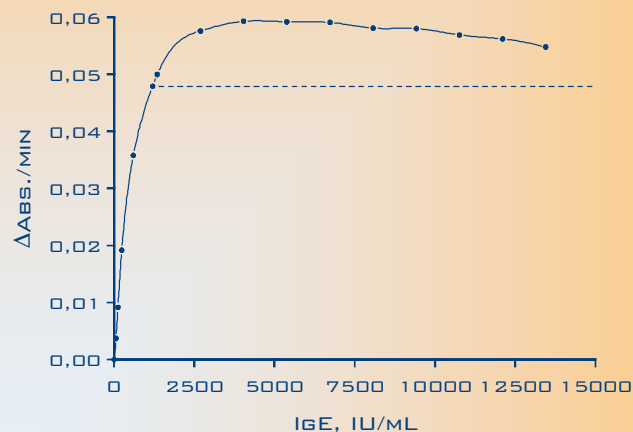
SENSITIVITY	
N	20
LDD IU/ML	< 10

(*): LEAST DETECTABLE DOSE (SENSITIVITY) DETERMINED AS THE IMMUNOGLOBULIN E CONCENTRATION NEEDED FOR A THREE DEVIATION RESPONSE OVER THE 0.0 IU/ML STANDARD ONE

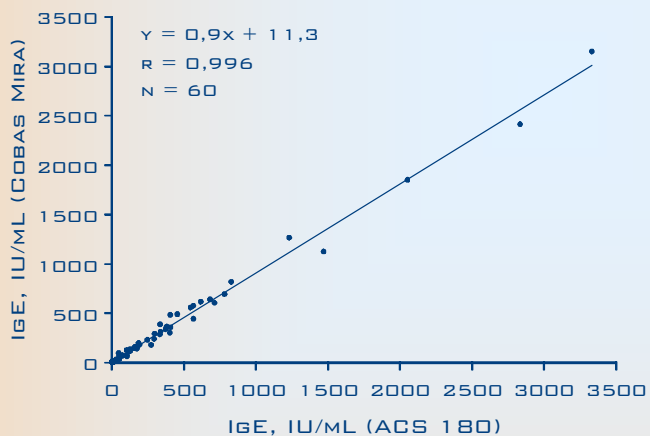
CALIBRATION CURVE



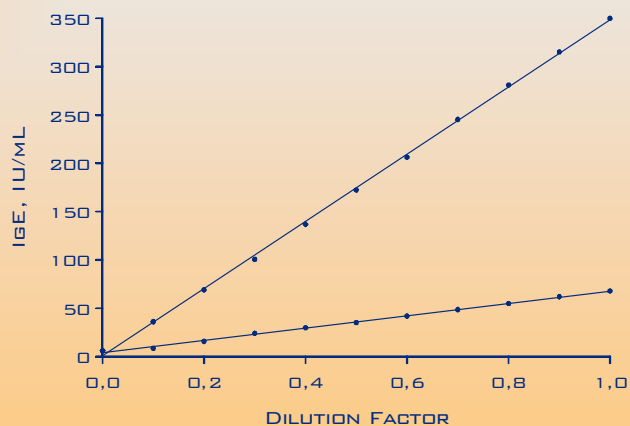
PROZONE



METHOD COMPARISON



LINEARITY

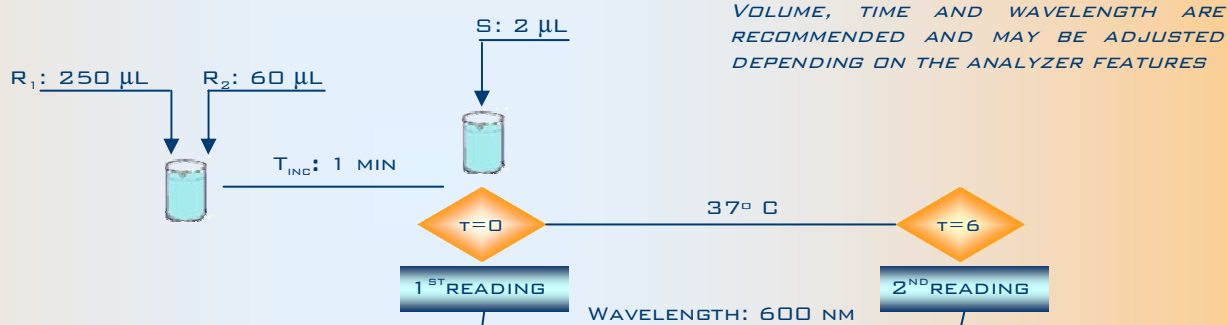


biol latex MICROALBUMIN

MAIN FEATURES

- LATEX ENHANCED IMMUNOTURBIDIMETRIC METHOD
- EASY TO PROGRAM ON ANY TYPE OF AUTOMATED ANALYZERS
- GOOD CORRELATION WITH A RIA IMMUNOASSAY COMMERCIAL PROCEDURE
- RANGE OF ANALYSIS0.0 – 250 MG/L
- GOOD PRECISION.....INTRA-ASSAY: CVs < 1.1 %
.....INTER-ASSAY: CVs < 6.3 %
- LIQUID REAGENTS.....READY TO USE
- SELF-LIFE.....2 YEARS
- PROZONE> 500 MG/L
- LDD< 3.0 MG/L

GENERAL APPLICATION



PRECISION

	1	2	3
CONCENTRATION MG/L	20	55	115
CV %	0.8	0.6	1.1

INTRA-ASSAY PRECISION (N=10)

	1	2	3
CONCENTRATION MG/L	20	55	115
CV %	6.3	1.9	4.1

INTER-ASSAY PRECISION (N=10)

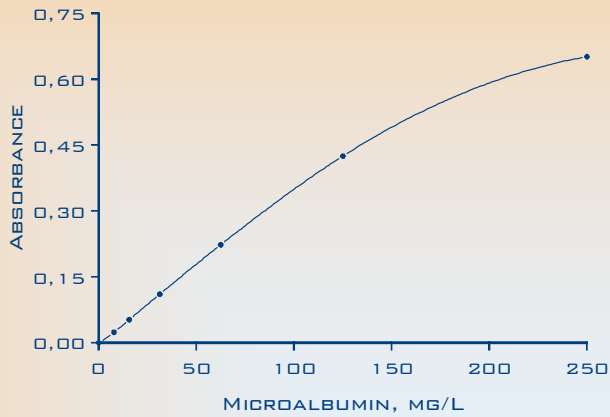
SENSITIVITY*

SENSITIVITY	
N	20
LDD MG/L	<3.0

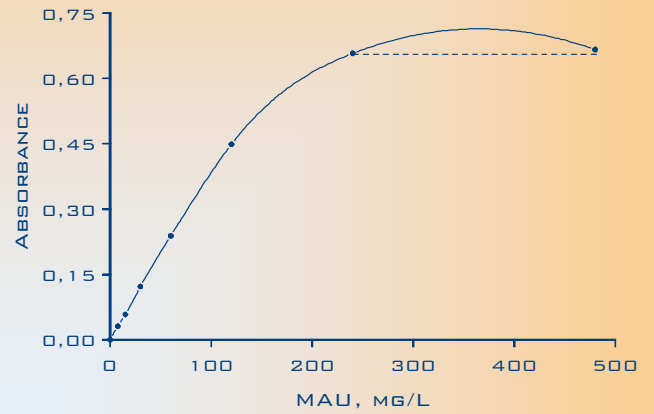
(*): LEAST DETECTABLE DOSE (SENSITIVITY) DETERMINED AS THE MICROALBUMIN CONCENTRATION NEEDED FOR A THREE DEVIATION RESPONSE OVER THE 0.0 MG/L STANDARD ONE

biolatrix MICROALBUMIN

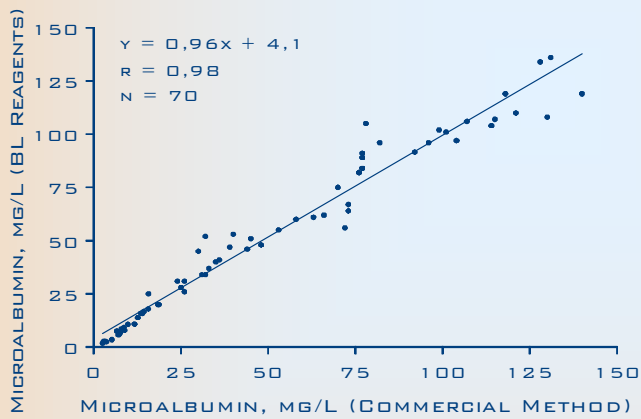
CALIBRATION CURVE



PROZONE



METHOD COMPARISON



LINEARITY

